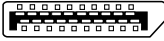



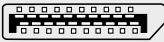









MY SOURCE	I AM CONNECTING TO			
	DISPLAY PORT 	HDMI 	DVI 	VGA 
DISPLAY PORT 	VCB-DP2-xxxx-MM ◆	EVNDPHDMI-MF-R3 ✂ VA-DP12-HDMI4K-A *	EVNDPDVI-MF-R3 ✂ VA-DP-DVID-A * EVNDPDVI-xxxM ◆	EVNDPVGA-MF-R3 ✂
MINI DISPLAY PORT 	VA-MDP12-DP12 ✂ ENVMDPDP-xxxM ◆	ENVMDP-HDMI ✂ VA-MDP12-HDMI4K-A *	ENVMDP-DVI ✂ ENVMDPDVI-xxxx-MF ◆	ENVMDP-VGA ✂
HDMI 	VA-HDMI-DP ❖	EVHDMI01T-xxxM ◆ VCB-HDMI-xxxM ◆ VCL-HDMIS-xxxM ○ VCL-HDMIL-xxxM ○ VCS-HDMI-xxxM #	FA790 ● EVHDMI02T-xxxM ◆ VCL-HDMIDVI-xxxM ○	VA-HDMI-VGA ❖
DVI 	-	VA-DVID-HDMI ❖ FA795-R2 ● EVHDMI02T-xxxM ◆ VCL-HDMIDVI-xxxM ○	EVNDVI02-xxxx ◆ DVI-I-DL-xxxM ◆	VA-DVII-VGA ❖ FA461 ● EVNDVI01-xxxx ◆
VGA 	-	-	VA-VGA-DVII ❖ EVNDVI01 ◆	EVNPS06-xxxx-MM ◆
USB-C 	VA-USBC31-DP12 ❖	VA-USBC31-HDMI4K ❖	VA-USBC31-DVID ❖	VA-USBC31-VGA ❖
COUPLERS	VA-DP-CPL	VA-HDMI-CPL	VA-DVI-CPL	FA452-R2 FA454-R2

* ACTIVE DP-DONGLE ✂ PASSIVE DP-DONGLE ◆ STANDARD CABLE ○ LOCKABLE CABLE # SLIM CABLE ❖ DONGLE ● ADAPTER

WHEN TO CHOOSE AN ACTIVE DISPLAYPORT ADAPTER

When you connect a source with a (mini)DisplayPort interface to one or more DVI or HDMI display(s), you need to know the difference between active and passive video adapters.

PCs and other video sources with dual-mode DisplayPort (also known as DP++) interface support the conversion between DisplayPort and HDMI or DVI. You can use a **passive video adapter**. Watch out for the DP++ symbol at your source port.



Use always an **active video adapter**, if your video source has a single-mode DisplayPort interface or needs to support multiple video outputs. Active adapters are equipped with an internal chip that performs the conversion between single-mode or dual-mode DisplayPort and HDMI or DVI.

